

Zertifikat

Certificate



Zertifikat Nr. *Certificate No.*
S 60149380

Blatt *Sheet*
0001

Ihr Zeichen <i>Client Reference</i>	Unser Zeichen <i>Our Reference</i>	Längstens gültig bis <i>Latest expiration date</i>	<i>(day/mo/yr)</i>
	0010--60371796 001	08.06.2025	

Genehmigungsinhaber *License Holder*

Lista AG
Fabrikstr. 1
8586 Erlen
Schweiz

Fertigungsstätte *Manufacturing Plant*

Lista AG
Fabrikstr. 1
8586 Erlen
Schweiz

Prüfzeichen *Test Mark*

Geprüft nach *Tested acc. to*

2 PFG 2674/08.18



www.tuv.com
ID 1111223857

Zertifiziertes Produkt (Geräteidentifikation) *Certified Product (Product Identification)*

Lizenzentgelte - Einheit *License Fee - Unit*

Werkbank - Workbenches

designation: Workbenches Lista

10

types: see annex 1

material: steel
mutiplex tops
beech tops
urphen tops
resin tops
nitrile tops

equipment: drawer cabinets, storage shelves,
workbench legs stationary and mobile

10

ANLAGE (Appendix): 1; Seite/page 1-7

Dem Zertifikat liegt unsere Prüf- und Zertifizierungsordnung zugrunde.
Produkt und Fertigungsstätte erfüllen § 20 und § 21 des
Produktsicherheitsgesetzes.

*This certificate is based on our Testing and Certification Regulation.
Product and production fulfill par § 20 and § 21 of the
Product Safety Law.*

TÜV Rheinland LGA Products GmbH, Tillystraße 2, 90431 Nürnberg

Tel.: +49 221 806-1371 e-mail: cert-validity@de.tuv.com
Fax: +49 221 806-3935 http://www.tuv.com/safety

Übersetzung/Translation

Ausstellungsdatum *Date of Issue* : 09.06.2020 (day/mo/yr)

Zertifizierungsstelle



Anlage / Appendix 1 zu / to

Zertifikat / Certificate

Blatt / Page

S 60149380

0001

Ihr Zeichen / Client Reference

Unser Zeichen / Our Reference

Ausstellungsdatum / Date of issue

0010 -- 60371796 001

09.06.2020

D 750/800 mm

Workbenches fitted with drawer cabinets in sizes* **27x36 E**

 459 x 612 mm



W	D	H			Number of drawers (mm)		Art. no.
1500	750	840	Multiplex	600	-	-	40.961.XXX
1500	750	890	Multiplex	600	-	-	78.900.XXX
1500	750	740-1090**		600	-	-	78.265.XXX
1500	800	850	Beech	800	-	-	88.141.XXX
1500	800	900	Beech	800	-	-	78.902.XXX
1500	800	750-1100**		800	-	-	78.266.XXX
2000	750	840	Multiplex	360	-	-	40.963.XXX
2000	750	890	Multiplex	360	-	-	78.901.XXX
2000	750	740-1090**		360	-	-	78.267.XXX
2000	800	850	Beech	500	-	-	88.143.XXX
2000	800	900	Beech	500	-	-	78.903.XXX
2000	800	750-1100**		500	-	-	78.268.XXX



1500	750	840	Multiplex	600	1: 1 x 150	KEY Lock	40.934.XXX
1500	750	890	Multiplex	600	1: 1 x 150	KEY Lock	78.904.XXX
1500	800	850	Beech	800	1: 1 x 150	KEY Lock	59.189.XXX
1500	800	900	Beech	800	1: 1 x 150	KEY Lock	78.906.XXX
2000	750	840	Multiplex	360	1: 1 x 150	KEY Lock	40.936.XXX
2000	750	890	Multiplex	360	1: 1 x 150	KEY Lock	78.905.XXX
2000	800	850	Beech	500	1: 1 x 150	KEY Lock	59.191.XXX
2000	800	900	Beech	500	1: 1 x 150	KEY Lock	78.907.XXX



1500	750	840	Multiplex	600	3: 1 x 50 / 1 x 100 / 1 x 150	KEY Lock	59.005.XXX
1500	750	890	Multiplex	600	3: 1 x 50 / 1 x 100 / 1 x 150	KEY Lock	78.908.XXX
1500	750	740-1090**		600	3: 1 x 50 / 1 x 100 / 1 x 150	KEY Lock	78.269.XXX
1500	800	850	Beech	800	3: 1 x 50 / 1 x 100 / 1 x 150	KEY Lock	59.213.XXX
1500	800	900	Beech	800	3: 1 x 50 / 1 x 100 / 1 x 150	KEY Lock	78.912.XXX
1500	800	750-1100**		800	3: 1 x 50 / 1 x 100 / 1 x 150	KEY Lock	78.270.XXX
2000	750	840	Multiplex	360	3: 1 x 50 / 1 x 100 / 1 x 150	KEY Lock	59.007.XXX
2000	750	890	Multiplex	360	3: 1 x 50 / 1 x 100 / 1 x 150	KEY Lock	78.910.XXX
2000	750	740-1090**		360	3: 1 x 50 / 1 x 100 / 1 x 150	KEY Lock	78.271.XXX
2000	800	850	Beech	500	3: 1 x 50 / 1 x 100 / 1 x 150	KEY Lock	59.215.XXX
2000	800	900	Beech	500	3: 1 x 50 / 1 x 100 / 1 x 150	KEY Lock	78.914.XXX
2000	800	750-1100**		500	3: 1 x 50 / 1 x 100 / 1 x 150	KEY Lock	78.272.XXX

Übersetzung/Translation



Anlage / Appendix 1 zu / to

Zertifikat / Certificate

Blatt / Page

S 60149380

0001

Ihr Zeichen / Client Reference

Unser Zeichen / Our Reference


Ausstellungsdatum / Date of issue



0010 -- 60371796 001




09.06.2020

D 700 mm

Workbenches fitted with drawer cabinets in sizes* **27x27 E**

 459 x 459 mm



W →	D ↗	H ↑		Number of drawers (mm)		Art. no. 
1500	700	840	Multiplex	600	-	78.389.XXX
1500	700	890	Multiplex	600	-	78.395.XXX
2000	700	840	Multiplex	360	-	78.394.XXX
2000	700	890	Multiplex	360	-	78.396.XXX
1500	700	840	Multiplex	600	3: 1x50 / 1x100 / 1x150	KEY Lock 78.397.XXX
1500	700	890	Multiplex	600	3: 1x50 / 1x100 / 1x150	KEY Lock 78.875.XXX
2000	700	840	Multiplex	360	3: 1x50 / 1x100 / 1x150	KEY Lock 78.398.XXX
2000	700	890	Multiplex	360	3: 1x50 / 1x100 / 1x150	KEY Lock 78.876.XXX
1500	700	840	Multiplex	1500	4: 2x100 / 1x200 / 1x300	KEY Lock 78.879.XXX
2000	700	840	Multiplex	800	4: 2x100 / 1x200 / 1x300	KEY Lock 78.885.XXX
1500	700	840	Multiplex	1500	5: 1x50 / 2x100 / 1x150 / 1x300	KEY Lock 78.888.XXX
2000	700	840	Multiplex	800	5: 1x50 / 2x100 / 1x150 / 1x300	KEY Lock 78.889.XXX
1500	700	890	Multiplex	1500	5: 2x100 / 1x150 / 2x200	KEY Lock 78.892.XXX
2000	700	890	Multiplex	800	5: 2x100 / 1x150 / 2x200	KEY Lock 78.893.XXX
1500	700	890	Multiplex	1500	6: 1x50 / 2x100 / 2x150 / 1x200	KEY Lock 78.896.XXX
2000	700	890	Multiplex	800	6: 1x50 / 2x100 / 2x150 / 1x200	KEY Lock 78.897.XXX

Übersetzung/Translation



Anlage / Appendix 1 zu / to

Zertifikat / Certificate

Blatt / Page

S 60149380

0001

Ihr Zeichen / Client Reference

Unser Zeichen / Our Reference

Ausstellungsdatum / Date of issue








0010 -- 60371796 001




09.06.2020

D 750/800 mm

Workbenches fitted with drawer cabinets in sizes* **27x36 E**

 459x612 mm

					Number of drawers (mm)		Art. no. 
1500	750	840	Multiplex	600	4: 1x50 / 2x100 / 1x200	KEY Lock	59.019.XXX
1500	750	890	Multiplex	600	4: 1x50 / 2x100 / 1x200	KEY Lock	78.916.XXX
1500	800	850	Beech	800	4: 1x50 / 2x100 / 1x200	KEY Lock	59.008.XXX
1500	800	900	Beech	800	4: 1x50 / 2x100 / 1x200	KEY Lock	78.920.XXX
2000	750	840	Multiplex	360	4: 1x50 / 2x100 / 1x200	KEY Lock	59.040.XXX
2000	750	890	Multiplex	360	4: 1x50 / 2x100 / 1x200	KEY Lock	78.918.XXX
2000	800	850	Beech	500	4: 1x50 / 2x100 / 1x200	KEY Lock	59.013.XXX
2000	800	900	Beech	500	4: 1x50 / 2x100 / 1x200	KEY Lock	78.922.XXX
1500	750	840	Multiplex	1500	4: 2x100 / 1x200 / 1x300	KEY Lock	59.039.XXX
1500	800	850	Beech	1500	4: 2x100 / 1x200 / 1x300	KEY Lock	59.009.XXX
2000	750	840	Multiplex	800	4: 2x100 / 1x200 / 1x300	KEY Lock	59.041.XXX
2000	800	850	Beech	1000	4: 2x100 / 1x200 / 1x300	KEY Lock	59.014.XXX
1500	750	840	Multiplex	1500	5: 1x50 / 2x100 / 1x150 / 1x300	KEY Lock	40.970.XXX
1500	800	850	Beech	1500	5: 1x50 / 2x100 / 1x150 / 1x300	KEY Lock	39.719.XXX
2000	750	840	Multiplex	800	5: 1x50 / 2x100 / 1x150 / 1x300	KEY Lock	40.972.XXX
2000	800	850	Beech	1000	5: 1x50 / 2x100 / 1x150 / 1x300	KEY Lock	39.721.XXX
1500	750	890	Multiplex	1500	5: 2x100 / 1x150 / 2x200	KEY Lock	78.924.XXX
1500	800	900	Beech	1500	5: 2x100 / 1x150 / 2x200	KEY Lock	78.928.XXX
2000	750	890	Multiplex	800	5: 2x100 / 1x150 / 2x200	KEY Lock	78.926.XXX
2000	800	900	Beech	1000	5: 2x100 / 1x150 / 2x200	KEY Lock	78.930.XXX
1500	750	890	Multiplex	1500	6: 1x50 / 2x100 / 2x150 / 1x200	KEY Lock	78.932.XXX
1500	800	900	Beech	1500	6: 1x50 / 2x100 / 2x150 / 1x200	KEY Lock	78.936.XXX
2000	750	890	Multiplex	800	6: 1x50 / 2x100 / 2x150 / 1x200	KEY Lock	78.934.XXX
2000	800	900	Beech	1000	6: 1x50 / 2x100 / 2x150 / 1x200	KEY Lock	78.938.XXX
2000	750	840	Multiplex	1500	4 left: 2x100 / 1x200 / 1x300	KEY Lock	59.051.XXX
2000	800	850	Beech	1500	5 right: 1x50 / 2x100 / 1x150 / 1x300	KEY Lock	59.018.XXX
2000	750	890	Multiplex	800	5 left: 2x100 / 1x150 / 2x200	KEY Lock	78.940.XXX
2000	800	900	Beech	1000	6 right: 1x50 / 2x100 / 2x150 / 1x200	KEY Lock	78.942.XXX



Übersetzung/Translation



Anlage / Appendix 1 zu / to

Zertifikat / Certificate

Blatt / Page

S 60149380

0001

Ihr Zeichen / Client Reference

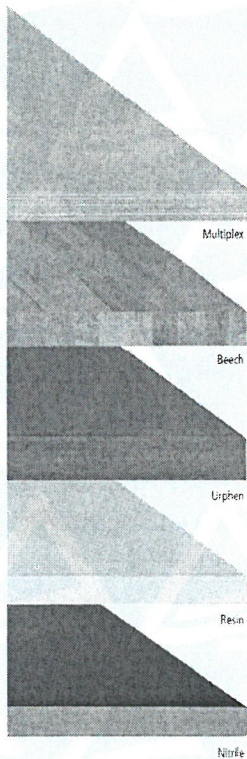
Unser Zeichen / Our Reference

Ausstellungsdatum / Date of issue

0010 -- 60371796 001

09.06.2020

Workbenches | tops and accessories



D	Depth mm	700			
		1500	2000	2500	3000*
W	Width mm				
Multiplex tops					
	Thickness mm	Art. no.	Art. no.	Art. no.	Art. no.
Standard	40	42.850.000	42.851.000	42.852.000	42.853.000
	50	42.854.000	42.855.000	42.856.000	42.857.000
with rear panel	40	89.616.000	89.617.000	89.618.000	89.619.000
	50	89.620.000	89.621.000	89.622.000	89.623.000
with steel edging protection at the front	40	42.874.000	42.875.000	42.876.000	42.877.000
	50	42.878.000	42.879.000	42.880.000	42.881.000
with chrome steel sheet coating****	40	42.898.000	42.899.000	42.900.000	42.901.000
	50	42.902.000	42.903.000	42.904.000	42.905.000
Beech tops					
	Thickness mm				
Standard	40	89.684.000	89.685.000	89.686.000	89.687.000
	50	89.688.000	89.689.000	89.690.000	89.691.000
with rear panel	40	89.716.000	89.717.000	89.718.000	89.719.000
	50	89.720.000	89.721.000	89.722.000	89.723.000
with steel edging protection at the front	40	89.740.000	89.741.000	89.742.000	89.743.000
	50	89.744.000	89.745.000	89.746.000	89.747.000
Urphen tops					
	Thickness mm				
Standard	50	-	-	-	-
with rear panel	50	-	-	-	-
with steel edging U-profile on front	50	-	-	-	-
Resin tops					
	Thickness mm				
Standard	40	-	-	-	-
Nitrile tops					
	Thickness mm				
Standard	40	-	-	-	-
	50	-	-	-	-

Note: Other top specifications and dimensions and special sizes are available on request.

Multiplex and beech tops

Excluding pre-assembly and fastening material. These must be ordered additionally depending on the substructure (see below). Rear panel height 150 mm, rear panel thickness 20 mm. Rear panel in Multiplex.

Urphen tops

Available in 3 colours (see right). Excluding pre-assembly and fastening material. These must be ordered additionally depending on the substructure (see below). Rear panel height 150 mm, rear panel thickness 20 mm. Rear panel in Multiplex.

Resin tops, light grey

With 2 mm grey PVC edging on all sides. Laminate colour: light grey, NCS S 1500-N. Excluding pre-assembly and fastening material. These must be ordered additionally depending on the substructure (see below).

Nitrile tops, black, with beech veneer edging

Resistant to good resistance to oil, good or limited resistance to fuel, not recommended for acids, alkalis or acetone**. Changes to the surface and slight swelling of the surface caused by using chemicals, oils, soaps, etc. may occur; these are a material property and not a product defect. Excluding threaded inserts (pre-assembled) and fastening material. These must be ordered additionally depending on the substructure (see below).

! ** The recommendations on resistance materials are general indicators and do not take into account secondary factors such as concentration of the agent, temperature, oxidation, etc. The information given is therefore not binding. Depending on the substances involved, it is strongly recommended to seek clarification in advance and to carry out a chemical compatibility test.

Colour selection for urphen tops

WorkBench top for use in many fields; combines functionality with exceptional design. Tops available in 3 colours. When ordering, please use the desired three-digit colour code (instead of :XXX).

Note: due to the printing process, these colour samples may vary from the original colours.



Fastening material and threaded inserts (pre-assembled) for workbench tops

The respective threaded inserts (pre-assembled) fastening materials must be ordered for each substructure. Minimum top thickness for M10 pre-assembly 35 mm.

Specification	for top thickness mm	Art. no.
For drawer cabinet: 4 screws M10 incl. Threaded inserts (pre-assembled)	40-50	39.161.000
For workbench leg assembly: 6 screws M10 incl. Threaded inserts (pre-assembled)	40-50	39.327.000

Übersetzung/Translation



Anlage / Appendix 1 zu / to

Zertifikat / Certificate

Blatt / Page

S 60149380

0001

Ihr Zeichen / Client Reference

Unser Zeichen / Our Reference

Ausstellungsdatum / Date of issue

0010 - - 60371796 001

09.06.2020

750				800			
1500	2000	2500	3000*	1500	2000	2500	3000*
Art. no.	Art. no.	Art. no.	Art. no.	Art. no.	Art. no.	Art. no.	Art. no.
40.025.000	40.027.000	40.028.000	42.858.000	39.035.000	39.037.000	39.039.000	42.860.000
40.045.000	40.047.000	40.048.000	42.859.000	40.185.000	40.187.000	40.188.000	42.861.000
89.624.000	89.625.000	89.626.000	89.627.000	89.632.000	89.633.000	89.634.000	89.635.000
89.628.000	89.629.000	89.630.000	89.631.000	89.636.000	89.637.000	89.638.000	89.639.000
40.035.000	40.037.000	40.038.000	42.882.000	39.767.000	39.768.000	39.769.000	42.884.000
40.055.000	40.057.000	40.058.000	42.883.000	40.195.000	40.197.000	40.198.000	42.885.000
42.906.000	42.907.000	42.908.000	42.909.000	42.914.000	42.915.000	42.916.000	42.917.000
42.910.000	42.911.000	42.912.000	42.913.000	42.918.000	42.919.000	42.920.000	42.921.000
* with Multiplex tops 3000 mm = 2 x 1500 mm glued. *** Chrome steel sheet coating 1.5 mm thick, bent down and screwed at the back, open on the sides, multiplex top is visible.							
89.692.000	89.693.000	89.694.000	89.695.000	89.696.000	89.697.000	89.698.000	89.699.000
40.001.000	40.003.000	40.004.000	40.005.000	39.015.000	39.017.000	39.018.000	39.019.000
89.724.000	89.725.000	89.726.000	89.727.000	89.732.000	89.733.000	89.734.000	89.735.000
89.728.000	89.729.000	89.730.000	89.731.000	89.736.000	89.737.000	89.738.000	89.739.000
89.748.000	89.749.000	89.750.000	89.751.000	89.752.000	89.753.000	89.754.000	89.755.000
40.013.000	40.015.000	40.016.000	40.017.000	39.329.000	39.331.000	39.332.000	39.333.000
40.066.XXX	40.068.XXX	40.069.XXX	40.070.XXX	39.023.XXX	39.025.XXX	39.026.XXX	39.027.XXX
89.796.XXX	89.797.XXX	89.798.XXX	89.799.XXX	89.800.XXX	89.801.XXX	89.802.XXX	89.803.XXX
40.078.XXX	40.080.XXX	40.081.XXX	40.082.XXX	39.603.XXX	39.605.XXX	39.606.XXX	39.607.XXX
* with upturn tops 3000 mm = core in one piece, upper surface two-piece, slotted (with length 2600 mm ± 50 mm).							
39.082.000	39.083.000	39.134.000	39.084.000	39.052.000	39.076.000	39.135.000	39.086.000
42.922.000	42.923.000	42.924.000	42.925.000	42.930.000	42.931.000	42.932.000	42.933.000
42.926.000	42.927.000	42.928.000	42.929.000	42.934.000	42.935.000	42.936.000	42.937.000



Rear panels

The rear panels, which are supplied unattached, are screwed onto the worktop. Fastening material included. Specification: Multiplex, 150 mm high, thickness 20 mm, oiled.

For top thickness mm	Width mm	Art. no.
1500	1500	89.812.000
2000	2000	89.813.000
2500	2500	89.814.000
3000	3000***	89.815.000

*** 2 x 1500 mm, adjoining edges



Side panels

The side panels are supplied screwed onto the worktop. Fastening material included. Specification: Multiplex, 150 mm high, thickness 20 mm, oiled.

For top thickness mm	Depth mm	Art. no.
700	720	89.817.000
750	770	89.818.000
800	820	89.819.000

Übersetzung/Translation



Anlage / Appendix 1 zu / to

Zertifikat / Certificate

Blatt / Page

S 60149380

0001

Ihr Zeichen / Client Reference


Unser Zeichen / Our Reference

Ausstellungsdatum / Date of issue

0010 - - 60371796 001

09.06.2020

Workbenches | substructures and storage shelves

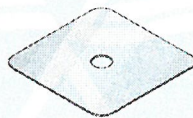


Workbench legs, stationary, fixed height and height-adjustable

The LISTA workbench leg assembly is a rugged steel construction, welded together with extruded profiles, with holes for fastening the top. The feet can be anchored to the floor through a hole in the base plate. Load capacity 400 kg. Please note the maximum clear width on page 86. Specification: sheet steel. Colour: as per colour chart.

Height mm	For top depth mm	Width mm	Depth mm	Art. no.
800	700	80	675	43.101.XXX
850	760	80	675	43.176.XXX
700-1050*	700	80	675	43.186.XXX
800	750, 800	80	725	43.111.XXX
850	750, 800	80	725	43.179.XXX
700-1050*	750, 800	80	725	43.231.XXX

* Height-adjustable in 25 mm increments



Levelling plates

For height compensation. For precise alignment, even on uneven floors. Descriptions: PVC. Colour: grey. Dimensions: 90 x 90 mm (W x D)


Thickness mm	Art. no.
1	338.146.000
2	338.147.000
4	304.309.000



Levelling foot

1 x levelling foot, a 50 mm adjustment range 45-90 mm, including fastening material. Two levelling feet are required per workbench leg assembly. Description: plastic, black.

Art. no.
345.040.000



1 Workbench leg assemblies, mobile and height-adjustable

Option to select nylon or rubber coated wheels, depending on the properties of the floor. Width: 80 mm. Depth: 725 mm. Height: 790-1050 mm. Please note the maximum clear width on page 74. Specification: sheet steel. Colour: as per colour chart.

Specification	Wheel Ø mm	Art. no.
with push handle, without castors	400	39.974.XXX
with 2 nylon fixed castors	200	39.770.XXX
with 2 rubber fixed castors	200	39.965.XXX
with 2 nylon swivel castors, brakes	200	39.771.XXX
with 2 rubber swivel castors, brakes	200	39.966.XXX
with 2 nylon swivel castors, brakes, push handle	200	39.973.XXX
with 2 rubber swivel castors, brakes, push handle	200	39.972.XXX


Struts

Suit suitable for workbench leg assembly. Fastening material included. Specification: sheet steel. Colour: as per colour chart.



For top width mm	Clear width mm	Strut length mm	Art. no.
1500	1220	1224	43.233.XXX
2000	1720	1724	43.236.XXX
2000*	820	1649 (2 x 824)	40.833.XXX
2500	2220	2224	40.900.XXX
2500*	1070	2149 (2 x 1074)	43.241.XXX
3000*	1320	2649 (2 x 1324)	43.242.XXX

* Top one or two-piece with 3 workbench leg assemblies, strut two-piece.




Drawer cabinets

Every workbench is available with drawer cabinets in sizes

18 x 27 E = 306 x 459 mm (W x D) 18 x 36 E = 306 x 612 mm (W x D)
27 x 27 E = 459 x 459 mm (W x D) 27 x 36 E = 459 x 612 mm (W x D)
36 x 27 E = 612 x 459 mm (W x D) 36 x 36 E = 612 x 612 mm (W x D)

18 x 27 E **27 x 27 E** **36 x 27 E**
18 x 36 E **27 x 36 E** **36 x 36 E**

Drawer cabinets see p. 20



Mobile workbenches

must be fitted with a push handle according to the Product Safety Act. In addition, mobile workbenches must be fitted with a strut for stability.

Übersetzung/Translation

Anlage / Appendix 1 zu / to

Zertifikat / Certificate

Blatt / Page

S 60149380

0001

Ihr Zeichen / Client Reference

Unser Zeichen / Our Reference

Ausstellungsdatum / Date of issue

0010 -- 60371796 001

09.06.2020

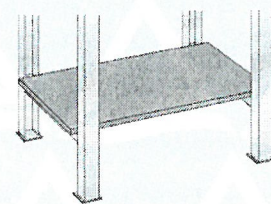
Storage shelves between workbench leg assemblies, 675 and 725 mm deep

Thickness 20 mm, maximum load capacity 20 kg. Specification: Multiplex top, pre-drilled, including fastening material.

 Depth of storage shelves mm	560	610
For depth of workbench leg assemblies (mm)	675	725

Worktop width mm	Width mm	Art. no.	Art. no.
1500	1420	43.405.000	43.247.000
2000	1920	43.406.000	43.248.000
2500	2420	43.407.000	43.258.000
3000	2920*	43.408.000	43.259.000

* Slotted (two-piece, 2 x 1460 mm), 3 workbench leg assemblies required.

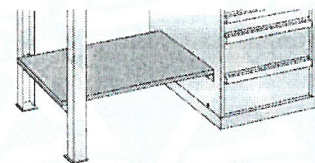


Storage shelves between workbench leg assembly and cabinet, 675 and 725 mm deep

Thickness 20 mm, maximum load capacity 20 kg. Specification: Multiplex top, pre-drilled, including fastening material, without support bracket.

 Depth of storage shelves mm	560	610
For depth of workbench leg assemblies (mm)	675	725
Depth of drawer cabinets (mm)/LISTA Unit	572/27 E	725/36 E

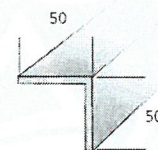
Worktop width mm	Width storage shelves mm	Art. no.	Art. no.
1500	835	43.409.000	43.266.000
2000	1335	43.410.000	43.267.000
2500	1835	43.411.000	43.271.000
3000	2335	43.431.000	43.272.000



Support bracket for storage shelf on drawer cabinet

Fastening material included. Specification: sheet steel. Colour: light grey, RAL 7035.

For storage shelf depth mm	Workbench depth mm	Art. no.
560	461	43.432.000
610	540	43.273.000



Übersetzung/Translation

